


## A necessity not a luxury for larger patients



Three layers help to  
prevent bottoming out

### Best for patients who:

- ✓ Use wheelchairs up to 30"W
- ✓ Weigh up to 1,000 lbs.
- ✓ Are less mobile and at increased risk for pressure injuries

 *Choosing the right cushion — read our blog:*  
[AliMed.com/choosing-a-cushion](http://AliMed.com/choosing-a-cushion)

■ Three layers of foam designed for bariatric users' needs

■ 2"H top layer of T-Foam™ provides exceptional pressure relief

■ Base layer of closed-cell foam prevents bottoming out


### Bariatric Wheelchair Cushions

Specialty seat cushions for bariatric wheelchair users are a necessity, not an accessory. Bariatric wheelchair cushions aid in distribution and reduction of pressure, help prevent bottoming out, and promote better posture and a straighter spine.

Unlike standard cushions that are made bigger but not stronger for bariatric patients, **Bariatric Tri-Foam Wheelchair Cushions** have three distinct layers of support—a 2"H top layer of T-Foam memory foam for exceptional pressure relief, a 1"H middle layer of open-cell foam for pressure reduction, and a 1"H base layer of sturdy closed-cell foam to help reduce pressure and prevent bottoming out. Available in sizes up to 30"W to accommodate both weight and size, fulfilling your largest users' needs.

*See reverse for  
ordering information* 

# Bariatric cushions for maximum support



## Bariatric Tri-Foam Cushions

Layered foam fits wheelchairs up to 30"W without bottoming out

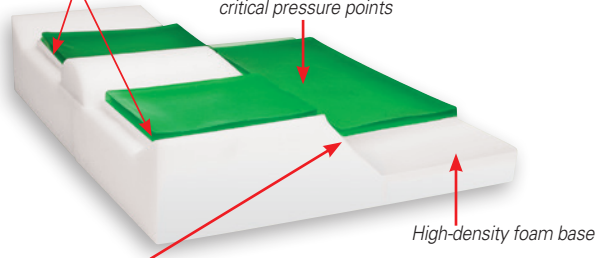
4"H • Removable, washable cover • 1,000-lb. capacity

#11074	20"W x 18"D	#11079	26"W x 20"D
#11075	22"W x 18"D	#11080	28"W x 18"D
#11076	24"W x 18"D	#11081	28"W x 20"D
#11077	24"W x 20"D	#11082	30"W x 18"D
#11078	26"W x 18"D	#11083	30"W x 20"D

## High-density pressure relief cushions

Medial-lateral thigh positioners for optimal posture


Shear-relieving gel at critical pressure points



Anti-thrust (AT) model with pre-ischial bar helps prevent forward sliding

High-density foam base

Removable fluid-proof stretch cover included with both models



Elite model has moderate front-to-back slope

### Elite Cushions

Multiple layers of gel and foam for optimal pressure reduction

5"H tapers in rear • Meets CAL 117 • 2-year warranty • Includes removable, launderable, black, fluid-proof stretch cover • 350-lb. capacity

#### Elite

#1420	16"W x 16"D
#1421	18"W x 16"D
#1422	18"W x 18"D
#1423	20"W x 18"D
#1424	22"W x 18"D
#1425	24"W x 18"D
#1426	22"W x 20"D

#### Elite AT (Anti-Thrust)

#1430	16"W x 16"D
#1431	18"W x 16"D
#1432	18"W x 18"D
#1433	20"W x 18"D
#1434	22"W x 18"D
#1435	24"W x 18"D
#1436	22"W x 20"D
#1437	24"W x 20"D

Visit [AliMed.com/cushions](http://AliMed.com/cushions) for our full line.

Any order placed before 3 p.m. EST, if in stock, ships the same day!

Prices, product availability, and specs are subject to change.

Pub. #7672 Product #11510

©2019 AliMed® Inc. All rights reserved. • Printed in USA.



AliMed.com

customerservice@AliMed.com

800.225.2610