



Customize your AliMed® cart—in five easy steps!

Custom Carts AliMed offers five different styles of carts, ready to be customized to your specifications—at no additional charge! Whether your space is limited or ample, we have a cart that will fit your needs. See our five easy steps below and then request your FREE QUOTE by filling out the form on p. 2.

1. CHOOSE FRAME: Five frame options. Inner drawer dimensions determine number of drawers.

| STANDARD SERIES | SELECT SERIES | MINI-TOWER | MINI-CART | WIDE CART |
|---|--|--|--|---|
| <ul style="list-style-type: none"> Durable steel construction. Offers excellent storage space and mobility. Choose drawer space: 24", 27", or 30" 32"W x 25"D* | <ul style="list-style-type: none"> When mobility is a priority. Lightweight aluminum cart helps reduce back strain without sacrificing storage space. Includes dual pullout shelves. Choose drawer space: 24", 27", or 30" 32"W x 25"D* | <ul style="list-style-type: none"> Size-conscious cart. Best when mobility is a must. Choose drawer space: 21", 24", 27", or 30" 24½"W x 24¾"D* | <ul style="list-style-type: none"> When space is limited. Most popular for bedside storage. Choose drawer space: 21" or 24" 18½"W x 18"D* | <ul style="list-style-type: none"> When storage is the biggest concern. Constructed with lightweight aluminum. Drawer space: 30" 40½"W x 25½"D x 46¼"H |

*Height depends on drawer spacing selected.

2. CHOOSE LOCK: Five styles. Choose the option that best meets the needs of your facility.

| KEY | PUSH-BUTTON | ELECTRONIC | PROXIMITY | BREAKAWAY |
|---|---|---|--|---|
| An economical lock. Only personnel with key can open it. Two keys included. | Push-button code for facilities where a number of individuals will need cart access. Manual key override. | Electronic code lock for facilities where a number of individuals will need cart access. Flat-button pad allows easier cleaning. Manual key override. | For facilities where there is a need to track those who access the cart. Flat-button pad allows easier cleaning. Manual key override as well as electronic keypad. | Where quick access is essential. Lock breaks open when pressure is applied to the lock by opening the drawer. |

3. CHOOSE DRAWER CONFIGURATION: 3"H, 6"H, 9"H, and 12"H drawers available. Add drawers to equal selected drawer space.

4. CHOOSE COLOR: See p. 2 for all color options.

5. CHOOSE ALIMED CART ACCESSORY PACKAGE:

| | Standard Series | | | | Select Series | | | | Mini-Tower | | | Mini-Cart | | |
|--------------------------|-----------------|--------------------|-----------|-------------------|---------------|--------------------|-----------|-------------------|------------|-----------|--------------|------------|-----------|--------------|
| | Anesthesia | Economy Anesthesia | Emergency | Economy Emergency | Anesthesia | Economy Anesthesia | Emergency | Economy Emergency | Anesthesia | Emergency | Multipurpose | Anesthesia | Emergency | Multipurpose |
| Cardiac Board | | • | • | | | • | • | • | | • | | | | |
| Shelving Unit | | | | | • | | | | | | • | | | |
| Trellis System | • | | | | | | | | | | | | | |
| Single Glove Box Holder | | | | | • | | | | | | | | • | |
| IV Pole | | | • | • | | | • | • | | • | | | • | • |
| 3" Drawer Tray Kit | | • | • | | | • | • | | | | | | | |
| 5" Drawer Tray Kit | | • | • | | | • | • | | | | | | | |
| O ₂ Bracket | | | • | • | | | • | • | | • | | | • | |
| Sharps Bracket | | | | • | | | • | • | | | | | • | |
| Breakaway Locks (100/pk) | | | • | • | | | • | • | | | | | | |
| Waste Container (No Lid) | • | | | | • | • | | | • | | • | | | • |
| Heavy-Duty Railing | • | • | • | • | | | | | | | • | | | • |
| Tilt Bin (5 bins) | • | | | | • | | | | | | | | | |
| Accessory Bar | • | | • | | | | | | • | | • | | | • |
| Side Shelf | • | | | | | | | | | | | | | |
| Utility Hooks | • | | | | | | | | | | | | | |
| Hanging Bar | | | | | • | | | | | | | | | |
| Tubular Railing | | | | | | • | | • | | | • | | | |
| Drawer Divider Kit | | | | | | | | | • | • | | | • | • |
| Expandable Trays—kit A | | | | | | | | | • | • | • | | • | • |
| Expandable Trays—kit B | | | | | | | | | • | • | | | • | • |
| Tray with 4 Dividers | | | | | | | | | • | | | | • | • |
| Full Tray | | | | | | | | | | • | | | | |

Note: Accessory Package not available for Wide Cart.

AliMed® Custom Cart Quote Form

Fill out the form below and fax or email it to receive your free quote.

Fax: 800-437-2966 or Email: CustomCarts@AliMed.com

Custom Quote Requests:

Online

Custom.AliMed.info

24-Hour Fax

800-437-2966

Phone

888-625-4633

8:30 A.M.-6:00 P.M. EST

Monday to Friday

Mail

AliMed®

Attn: Custom Cart Quote

297 High Street

Dedham, MA 02026

- Note: You must receive a formal quote before purchase order can be processed.

Shipping

- All prices are FOB Dedham, MA. Additional shipping charges apply.
- All carts ship freight.

Returns

- Custom orders are not returnable except for manufacturing error.

Visit AliMed.com for additional product information.

Hospital/Clinic _____

Contact Person _____

Account # _____

Billing Address _____

Shipping Address (if different from billing)






Fax # _____

Phone # _____

Email _____

Please fax/email one form per cart design ordered.

1. FRAME *Specify one frame and one drawer space height.*

| Standard Series | Select Series | Mini-Tower | Mini-Cart | Wide Cart |
|---|---|---|---|--|
|  |  |  |  |  |
| Drawer Space 24" 27" 30" | Drawer Space 24" 27" 30" | Drawer Space 21" 24" 27" 30" | Drawer Space 21" 24" | Drawer Space 30" |

2. LOCKING SYSTEM *Specify one.*

| Key | Push-Button | Electronic | Proximity | Breakaway |
|---|---|---|---|--|
|  |  |  |  |  |

3. DRAWER CONFIGURATION *Specify quantity.*

| 3"H | 6"H | 9"H | 12"H | Specialized drawer (describe) |
|-----|-----|-----|------|-------------------------------|
| Qty | Qty | Qty | Qty | |

4. COLOR *(Check two-tone or solid, and choose color.)*

Two-Tone (Beige frame; choose one color for drawer fronts)

Solid (Color of choice) Frame and drawers match

| | | | | |
|--|---|---|---|---|
|  Beige |  Blue Grey |  Cranberry |  Crash Cart Blue |  Dark Blue |
|  Hunter Green |  Lavender |  Mauve |  Red |  Sea Foam |
|  Slate Blue |  Taupe |  Teal |  Yellow | |

5. CART ACCESSORY PACKAGE *Specify one. See p. 1 for listing.*

| Standard Series | Select Series | Mini-Tower | Mini-Cart |
|--------------------|--------------------|--------------|--------------|
| Anesthesia | Anesthesia | Anesthesia | Anesthesia |
| Economy Anesthesia | Economy Anesthesia | Emergency | Emergency |
| Emergency | Emergency | Multipurpose | Multipurpose |
| Economy Emergency | Economy Emergency | | |

OR PERSONALIZE TO YOUR NEEDS *(Specify any number of accessories.)*

Cardiac Board

15"W x 21"L x 1/2" thick

Shelving Unit

Trellis System

Adds 21" to height of cart, rails 26 1/4"

Single Glove Box Holder

10"W x 5 1/2"H x 4"D

IV Pole

47 1/2"H x 1" diam.

3" Drawer Tray Kit

2 trays, 16 1/2"W x 3"H x 11"D;
4 long dividers and 8 short dividers

5" Drawer Tray Kit, 2 trays

16 1/2"W x 5"H x 11"D;
2 long dividers and 4 short dividers

O₂ Bracket

Sharps Bracket

Container not included

Chart Holder Wire Basket

3 1/2"W x 16"H x 10"D

Plastic Seals (100/pk)

Seals for breakaway locks

Waste Container

No lid

Heavy-Duty Railing

Tilt Bin (5 bins)

Accessory Bar

Side Shelf

Utility Hooks

Hanging Bar

Tubular Railing

Drawer Divider Kit

Fits 6", 9", and 12" drawers

Expandable Trays—Kit A

2"H x 9"-15"D (two 3 1/4"W, one 6"W)

Expandable Trays—Kit B

8 compartments

Tray with 4 Dividers

10 Ampule Holders

Full Tray For Mini Tower